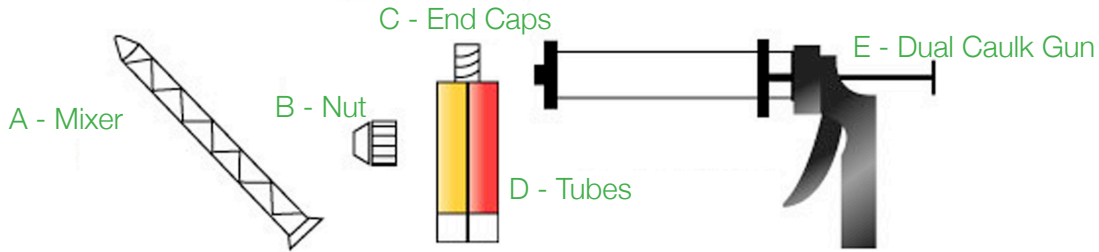


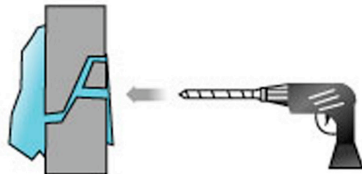


Your 1 Source For Infrastructure & Water Management Solutions

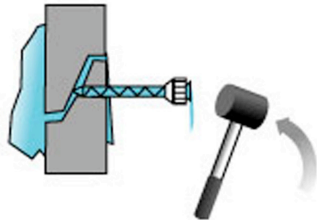
How To Use SealGuard II



Slide (Nut) B over (Mixer) A thread end first



Drill 5/8" diameter hole to intersect leak path



Tap A+B into hole until snug



Prepare gun by pulling back plungers on E (dual caulk gun) insert D (tubes) while holding vertical, remove C (end caps) from threaded end of tubes

Quickly align threads on D (tubes) with B (nut) and tighten to secure



Pump gun vigorously to expel grout to refusal or seal. If grout is washing out either pump slower or stop pumping and watch grout until it reacts halfway down A (mixer) then quickly give a pump to expel and repeat.

